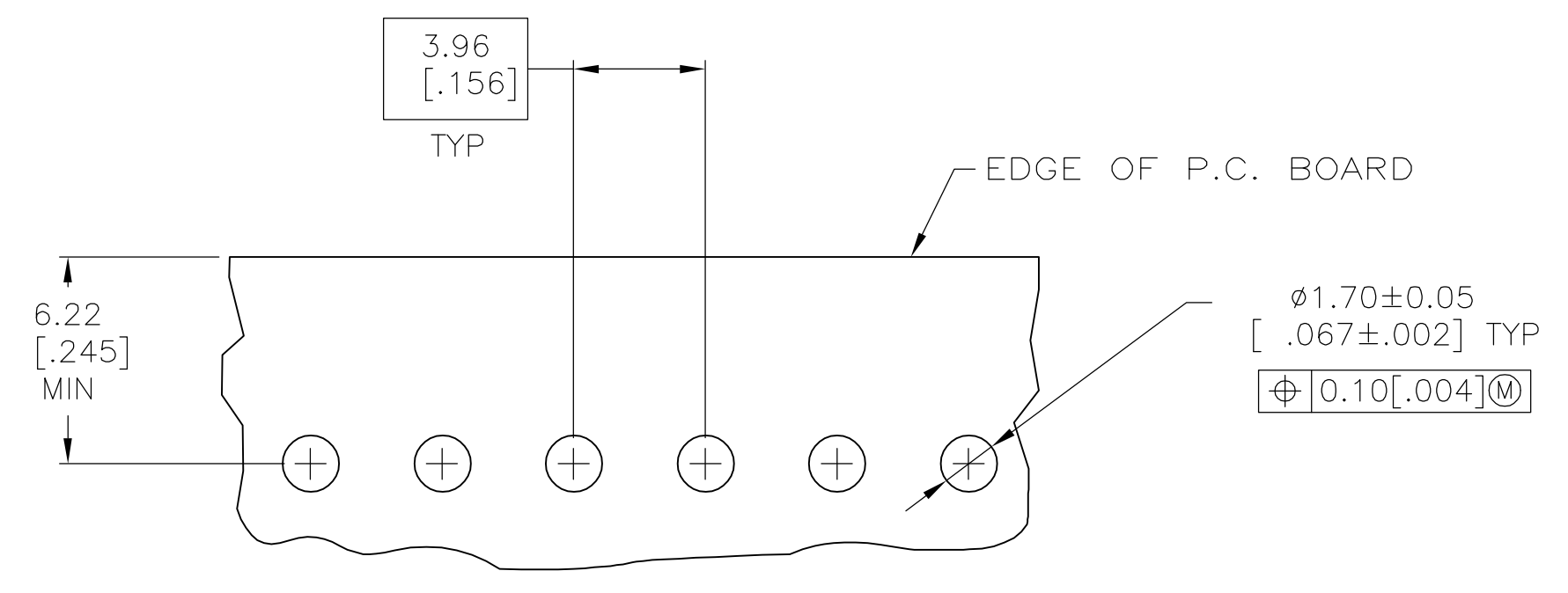
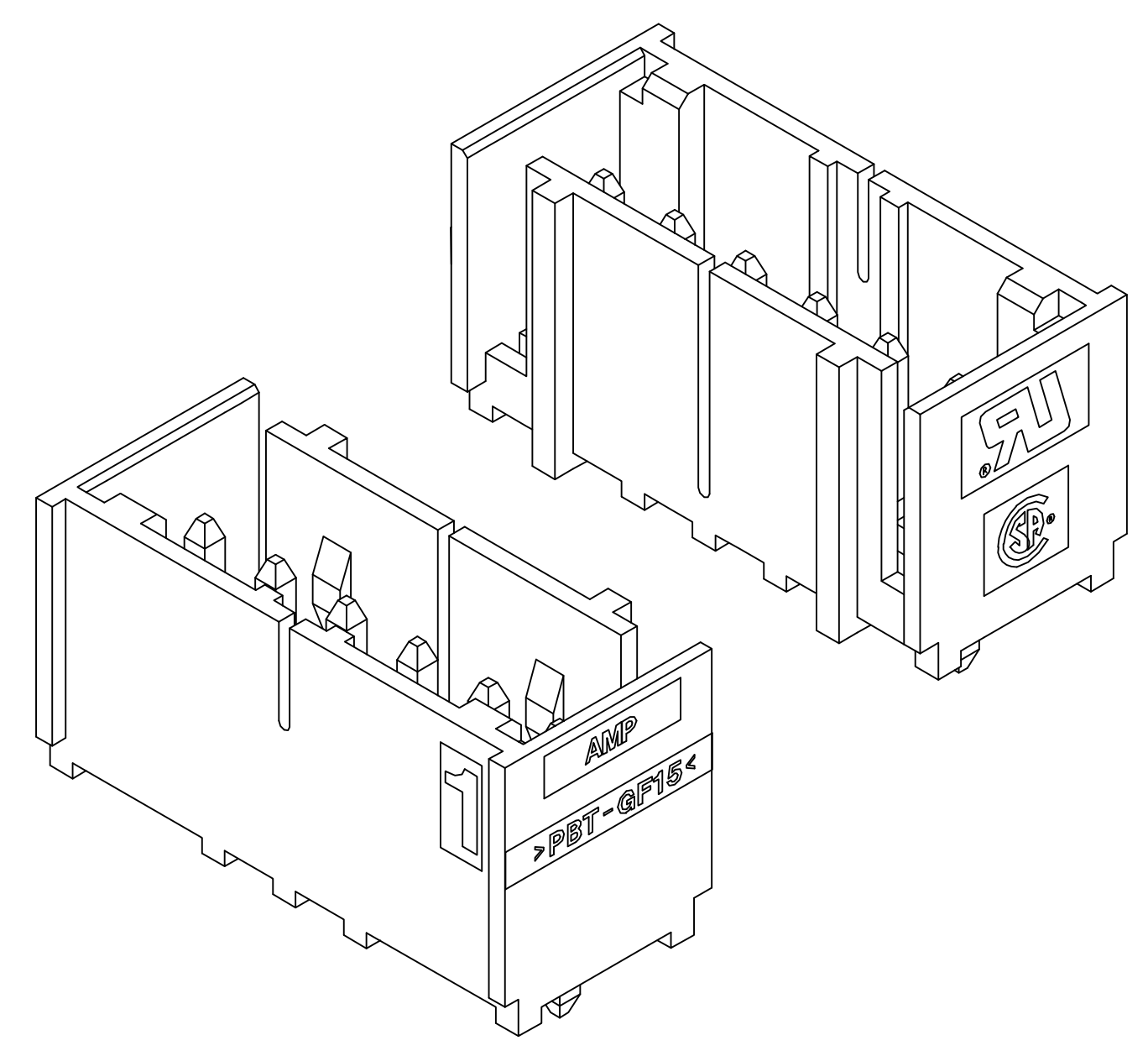
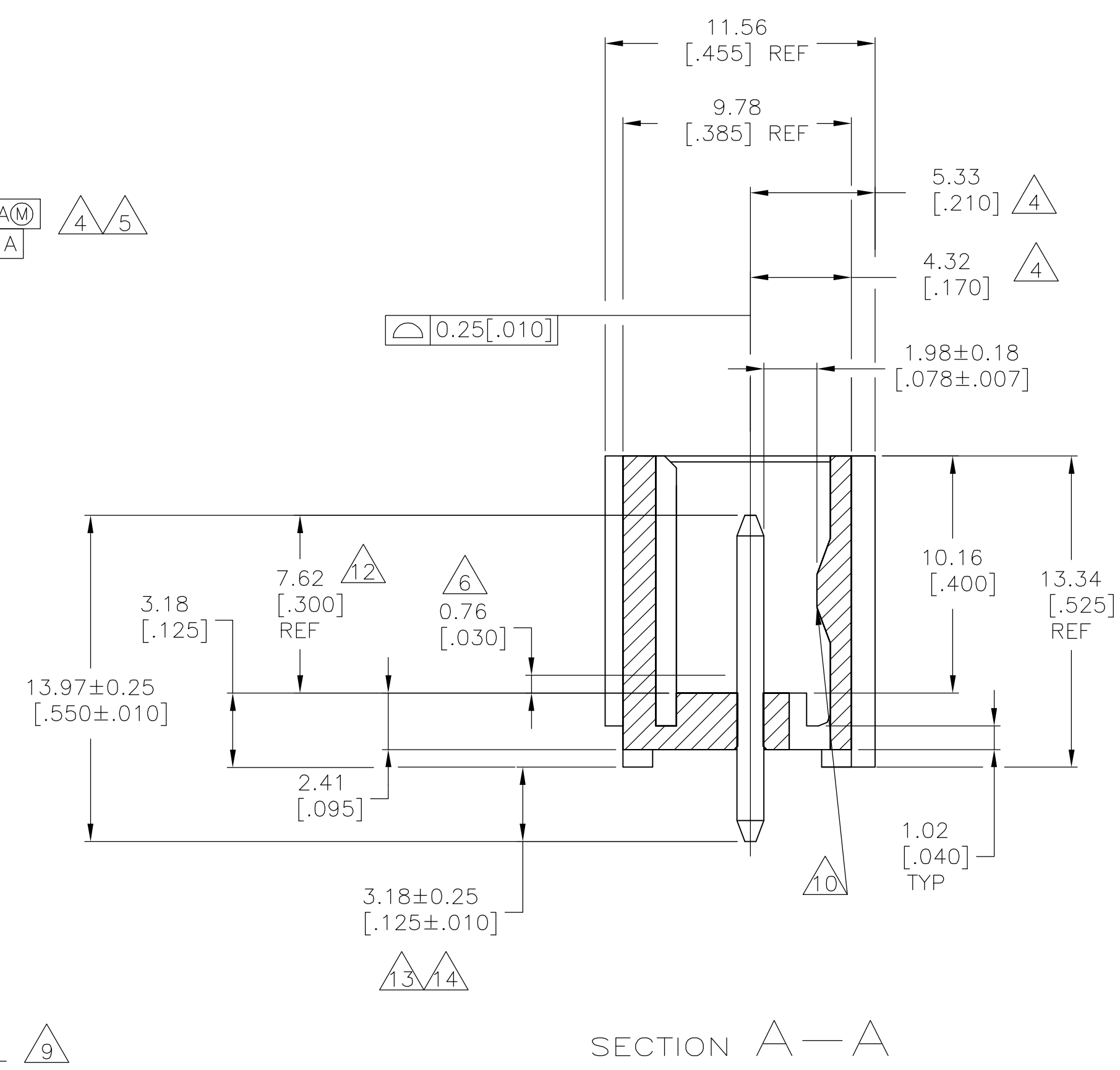
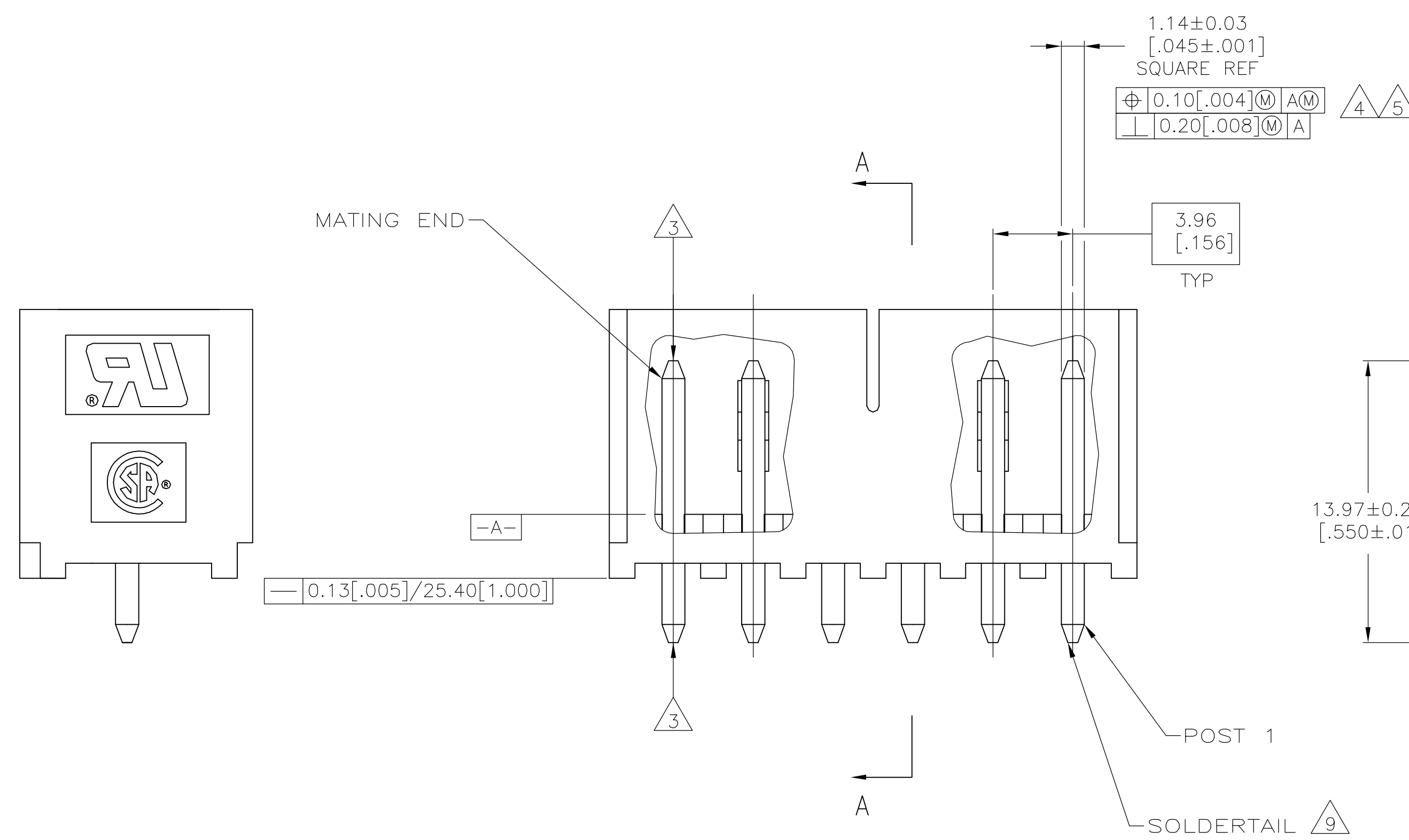


- 1 MATERIAL:  
HOUSING - THERMOPLASTIC POLYESTER, GLASS FILLED, UL94-0.  
POST - COPPER ALLOY
- 2 FINISH:  
HOUSING - BLACK  
POST - SEE NOTES 12, 13 AND 14 FOR PLATING.
- 3 POST TO WITHSTAND 3LBS (16N) MIN AXIAL FORCE IN THIS DIRECTION WITHOUT DISLODGING.
- 4 APPLIES AT  $-A-$ .
- 5 APPLIES WHEN HEADER IS STRAIGHT.
- 6 PLASTIC PROJECTIONS PERMITTED IN THIS ZONE.
- 7 COORDINATE DIMENSIONS APPLIES FROM CENTER OF ACTUAL FEATURE.
- 8 SOLDER SIDE OF BOARD IS SHOWN.
- 9 POST SOLDER TAIL MUST COMPLY WITH AMP SOLDERABILITY SPEC 109-11-2.
- 10 LATCH DETENT FEATURE APPEARS 1 PLACE ON EACH END OF PART (MAX OF 2 PER PART) ON ALL POSITIONS 4 THRU 12. THE LATCH APPEARS ONLY ONE PLACE ON 2 & 3 POSITION PARTS.
- 11 DIMENSIONS IN BRACKETS ARE IN INCHES.
- 12 GOLD PLATE AREA,  $0.000381$  [ $.000015$ ] MIN ALL SIDES : OVER NICKEL UNDERPLATE,  $0.00127$  [ $.000050$ ] MIN ALL SIDES AND ENTIRE LENGTH OF POST.
- 13 BRIGHT TIN LEAD (93/7) PLATE AREA  $0.00381 - 0.0089$  [ $.000150 - .000350$ ] ALL FOUR SIDES,  $3.18$  [ $.125$ ] MIN..
- 14 MATTE TIN PLATE AREA  $0.00381 - 0.0089$  [ $.000150 - .000350$ ] ALL FOUR SIDES,  $3.18$  [ $.125$ ] MIN..



647139-6 SHOWN

PLATING	L DIM		NO OF POSN	PART NUMBER
	MM	IN		
12 14	49.94	1.966	12	3-647139-2
	45.97	1.810	11	3-647139-1
	42.01	1.654	10	3-647139-0
	38.05	1.498	9	2-647139-9
	34.09	1.342	8	2-647139-8
	30.12	1.186	7	2-647139-7
	26.16	1.030	6	2-647139-6
	22.20	.874	5	2-647139-5
	18.24	.718	4	2-647139-4
	14.27	.562	3	2-647139-3
10.31	.406	2	2-647139-2	
12 13	49.94	1.966	12	1-647139-2
	45.97	1.810	11	1-647139-1
	42.01	1.654	10	1-647139-0
	38.05	1.498	9	647139-9
	34.09	1.342	8	647139-8
	30.12	1.186	7	647139-7
	26.16	1.030	6	647139-6
	22.20	.874	5	647139-5
	18.24	.718	4	647139-4
	14.27	.562	3	647139-3
10.31	.406	2	647139-2	

METRIC

THIS DRAWING IS A CONTROLLED DOCUMENT.

DRN	R. LEWIS	17JUN98	tyco Electronics	Tyco Electronics Corporation Harrisburg, PA 17105-3608
CHK	R. SWING	17JUN98		
APP'D	D. CLARK	17JUN98	NAME: MTA-156 SHROUDED HEADER ASSEMBLY, STRAIGHT .045 SQUARE POST, .000015 GOLD, W/O RETENTION PEG	
DIMENSIONS: mm [INCHES]			PRODUCT SPEC	SIZE: A1
TOLERANCES UNLESS OTHERWISE SPECIFIED:			APPLICATION SPEC	RESTRICTED TO
0 PLC	± -		WEIGHT	SCALE: 5:1
1 PLC	± -		CAGE CODE	SHEET 1 OF 1
2 PLC	± -		DRAWING NO	REV D
3 PLC	± .005		00779	
4 PLC	± -		647139	
ANGLES	± -			
FINISH	-			

CUSTOMER DRAWING